

IMPORTANT QUESTIONS ABOUT WHEEL ALIGNMENT

Q *How important is wheel alignment?*

A Think of it this way. Research indicates that the average vehicle is driven about 12,000 miles per year. A car with a toe angle misadjustment of 0.34 degrees (only 0.17 inches) out of specification will drag the tires sideways for more than 68 miles by the end of the year!

Q *What are the "symptoms" of a vehicle with incorrect alignment?*

A Have your vehicle checked if you notice:

- Excessive or uneven tire wear.
- The vehicle pulls to the left or right.
- Feeling of looseness or wandering.
- Steering wheel vibration or shimmy.
- Steering wheel is not centered when the vehicle is moving straight ahead.

Q *How often should I have my vehicle aligned?*

A Follow the vehicle manufacturer's recommendation noted in your owner's manual. As a general rule, have your wheel alignment checked every 10,000 miles or at least once a year.

What Everyone Should Know About Wheel Alignment



Why Total Alignment?

Reduced Tire Wear

Improper alignment is a major cause of premature tire wear. Over the years, a properly aligned vehicle can add thousands of miles to tire life. Most tires are replaced prematurely due to adverse wear.



Better Gas Mileage

Gas mileage increases as rolling resistance decreases. Total Alignment sets all four wheels parallel, which along with proper inflation, minimizes rolling resistance.

Improved Handling


Does your car pull to one side? Do you constantly have to move the steering wheel to keep your car traveling straight ahead? Many handling problems can be corrected by Total Alignment service. With all the vehicle components aligned properly, road shock is more efficiently absorbed for a smoother ride.

Safer Driving

A suspension system inspection is part of the alignment procedure. This allows worn parts to be detected before they cause costly problems.

HawkEye high-definition digital imaging alignment technology is designed and built in the USA by Hunter Engineering Company, the leading worldwide provider of undercar service equipment.


Here's What We Do:



For vehicles with non-adjustable rear suspension:

1. Alignment angle readings are measured at all wheels.
2. The steering wheel is centered.
3. Adjustable front wheel alignment angles are referenced to the rear thrust line and set to the vehicle manufacturer's specification.

Result: all four wheels are parallel to one another and the steering wheel is centered.




For vehicles with adjustable rear suspension:

1. Alignment angle readings are measured at all wheels.
2. Adjustable rear alignment angles are set to the manufacturer's specification. (Rear thrust line corresponds to vehicle centerline.)
3. Steering wheel is centered.
4. Adjustable front wheel alignment angles are referenced to the rear thrust line and set to the manufacturer's specification.

Result: all four wheels are positioned straight ahead and parallel, and the steering wheel is centered.

This Can Happen To Any Vehicle



On this vehicle, the front wheels are not aligned to the rear thrust line. This can happen from normal wear and stress, whether your vehicle has adjustable or non-adjustable rear suspension.

To travel straight ahead, you would have to steer the front wheels slightly to the right.

A common result would be that the vehicle would "dog track" and possibly "pull" to the side.


Of course, the angles are exaggerated so you can more easily see the condition. It takes only a small amount of misalignment to create handling problems and cause rapid tire wear.

How Hawkeye High-Definition Digital Imaging Wheel Alignment Works

Hunter's HawkEye™ high definition digital imaging technology uses four precision cameras to measure the position and orientation of targets mounted on each wheel of your car.



The aligner computer uses this information to calculate your car's current alignment measurements and then compares these measurements to



the car manufacturer's (O.E.M.) alignment specifications.

If it determines that your car's wheel alignment is outside factory specifications, the aligner provides the technician with the exact information needed to make the proper adjustments and return the alignment angles to the manufacturer's specifications.



Information about wheel alignment courtesy of:

HUNTER
Engineering Company

www.hunter.com